

**A CAGE FOR OUR
PET DRAGON.**

EGRET 2 STEM PROJECT.

DESIGN A CAGE FOR YOUR PET DRAGON.

- You will present your project to the class with your design.
- You will work with a partner.
- Draw your design first.
- Then using recycle materials create a replica of your cage.

LOOK AT THESE FANTASTIC EXAMPLES.







MATERIALS YOU CAN USE

- You can use Lego blocks
- Pop-sticks and pegs
- Straws and blue tac
- Masking tape
- Cups and recycled boxes.

You can use any of these materials to make your replica cage to present to the your class.

THE PROCESS



Looking at all the materials we had we used different recyclable materials to construct a our Rainbow Dragon cage. It had to have door so our pet can come go in and out easily.

